

DUO RGB



ITEM DESCRIPTION

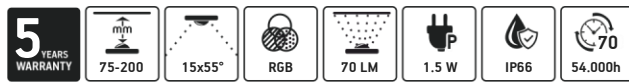
DUO RGB – a reliable solution for colorful illumination of double-sided lightboxes with a depth ranging from 75 to 200 mm. These RGB modules are designed to deliver even, vivid color distribution across various materials, making them ideal for eye-catching double-sided signage. With a robust IP66 protection rating, they ensure stable operation in harsh indoor and outdoor conditions. The modules are backed by a 5-year warranty and are designed to maintain reliable light output over long operating hours.

APPLICATION

- Double-sided lightboxes with depth from 75 to 200 mm
- Maximum height of light box 1 500 mm
- Bus shelters, billboards

FEATURES & BENEFITS

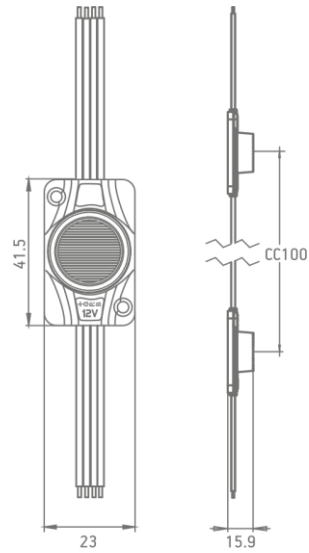
- 5-year warranty
- Special optimised elliptical lens 15 x 55°
- 12 V solution



GENERAL SPECIFICATIONS


SUPPLY VOLTAGE	12 VDC
POWER	1.5 W
RECOMMENDED DEPTH	From 75 to 200 mm
CC DISTANCE	100 mm
CCT	RGB
OPERATING TEMPERATURE	-25 °C ~ +60 °C
STORAGE TEMPERATURE	-40 °C ~ +85 °C
STORAGE CONDITIONS	Relative humidity <60%
CERTIFICATION	CE, RoHS and UKCA compliant
IP CLASS	IP 66
LIFETIME	L70 54,000 h
WARRANTY	5 years*

*Warranty is applied only and if storage, mounting and maintenance conditions, stated in the installation guide, are followed.



Dimensions are in mm

LIGHT DISTRIBUTION GRAPH



Beam angle: 15x55°

ORDERING INFORMATION

SKU	POWER, W	LUMEN OUTPUT, LM	WAVE LENGTH		
			red	green	blue
BMP-W1-DSRGBE1.5	1.5	70	620~630	520~530	460~470

NOTE: Modules are sold in full bags only, with a minimum order of one bag.

CHAIN	BAG	BOX
20 pcs	100 pcs	600 pcs