


PRISMA S4+



ITEM DESCRIPTION

For signage with 125–150 mm depth, PRISMA S4+ is the brightest in the series. At 1.44 W and up to 232 lm, it guarantees high-impact visibility - perfect for large-format, outdoor or high-ambient light conditions where stronger illumination is essential.

APPLICATION

- Channel letters signs and single-sided light boxes
- Recommended depth 125 – 150 mm

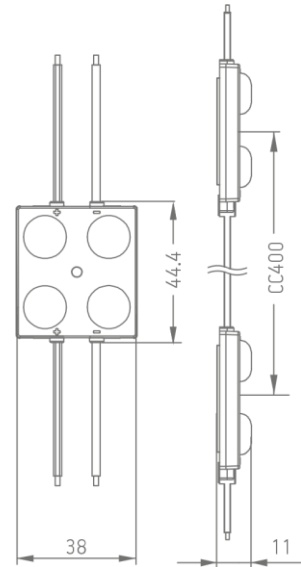
FEATURES & BENEFITS

- Most powerful in the range – attention-grabbing brightness
- Efficacy: 153–161 lm/W
- 5 years warranty

GENERAL SPECIFICATIONS

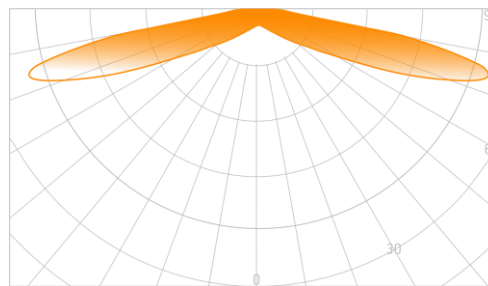
SUPPLY VOLTAGE	24 VDC
POWER	1.44 W
CRI	70
RECOMMENDED DEPTH	from 125 to 150 mm
CC DISTANCE	400 mm
BINNING	4 SDCM
OPERATING TEMPERATURE	-25 °C ~ +60 °C
STORAGE TEMPERATURE	-40 °C ~ +85 °C
STORAGE CONDITIONS	Relative humidity <60%
IP CLASS	IP67
CERTIFICATION	CE, RoHS and UKCA compliant
LIFETIME	L70 50,000 h
WARRANTY	5 years*

*Warranty is applied only and if storage, mounting and maintenance conditions, stated in the installation guide, are followed.



Dimensions are in mm

LIGHT DISTRIBUTION GRAPH



Beam angle: 175°

ORDERING INFORMATION

SKU	POWER, W	LUMEN OUTPUT	COLOUR TEMP.
BMP-PS4-765E1.44-24V	1.44	232	6500K
BMP-PS4-730E1.44-24V	1.44	220	3000K
BMP-PS4-740E1.44-24V	1.44	220	4000K
BMP-PS4-750E1.44-24V	1.44	232	5000K

NOTE: Modules are sold in full bags only, with a minimum order of one bag.

ORDERING QUANTITY

CHAIN	BAG	BOX
36 pcs.	72 pcs.	396 pcs.